



# **FINANCING UN WOMEN'S GENDER EQUALITY AND WOMEN'S EMPOWERMENT MANDATE**

**EXECUTIVE BOARD SECOND REGULAR SESSION  
STRUCTURED DIALOGUE ON FINANCING  
12 SEPTEMBER 2023**



## **TABLE OF CONTENTS**

- 1. UNDS FINANCING CONTEXT**
- 2. INVESTMENTS IN RESULTS**
- 3. REVENUE AND EXPENDITURE 2022**
- 4. FUNDING GAPS 2022**
- 5. FINANCING PRIORITIES**

# UN DEVELOPMENT SYSTEM FINANCING CONTEXT

## STRENGTHS

Adequately funded, the UNDS is an unparalleled multilateral platform to advance reform and the SDGs.



S

## WEAKNESSES

Growing pressure on ODA and increased earmarked funding compounds an already challenging funding landscape for UNDS.

W

Funding Compact 2.0 offers an opportunity for ambitious, measurable indicators and stronger accountability and commitment from Member States and UNDS

## OPPORTUNITIES

O

Creeping financing emergency with declining core and over reliance on project-based funding that risks fundamentally changing organizational character of UNDS entities.

## THREATS

T



# INVESTMENTS IN RESULTS

# 2022 STRATEGIC PLAN INVESTMENT RESULTS

## Ending VAW

**868** public and private partners supported across **41 countries** to strengthen the provision of ERAW essential goods and services, with UN-Women supported platforms providing **2.8+ million** women and girls access to ERAW services in **20 countries**.



## Economic Empowerment

**26 countries** tackled financing for care infrastructure and services, facilitating women's paid employment; **15 national social protection systems** built that are gender-responsive and reduce gender gaps.



5 GENDER EQUALITY



## Governance & Participation

**157 laws & policies** were amended, adopted or implemented to advance gender equality in **6 regions**; and **+86,000** women and girls strengthened leadership capacities to participate in public life.



## Peace & Security, Humanitarian

**+800,000** women and girls in risk settings received services and information; **1,330 women's organizations** supported to participate in refugee and humanitarian coordination; disaster resilience work in **61 countries**.



Source: Executive Directors Annual Report 2023



# 2022 REVENUE AND EXPENDITURE


# UN WOMEN FINANCING FEATURES IN 2022



## Stable Revenue

### Overall Revenue Stability


Entity experienced an overall stable revenue environment, with a less than 2% decline in total revenue compared to 2021 (decline impacted by FX rates).



## Financing Influence

### GE Financing Influence

UN Women influenced GEWE financing, with PBF gender financing targets exceeded and a GE marker part of UN-CEB minimum data set for IATI and OECD reporting.



## RR Imbalance

### Widening RR/OR Ratio




Lower RR levels in 2022 set against stable OR led to a growing gap in RR to OR ratio, falling below FC 30% threshold for first time since 2019, affecting ability to carry out triple mandate.

# PROGRESS ON FUNDING COMPACT COMMITMENTS 2022

- 2019-2022 UN Women **met or exceeded** all 15 assessable indicator targets across the eight commitments that require entity-specific reporting
- Member State **stalled or slow** progress on commitments to UN Women:
  - Increase in # of RR contributors
  - Increase in # of contributors to pooled/thematic funds
  - Funding gaps in SP IRRF
  - Fraction of RR multiyear contributions



**UN Women**

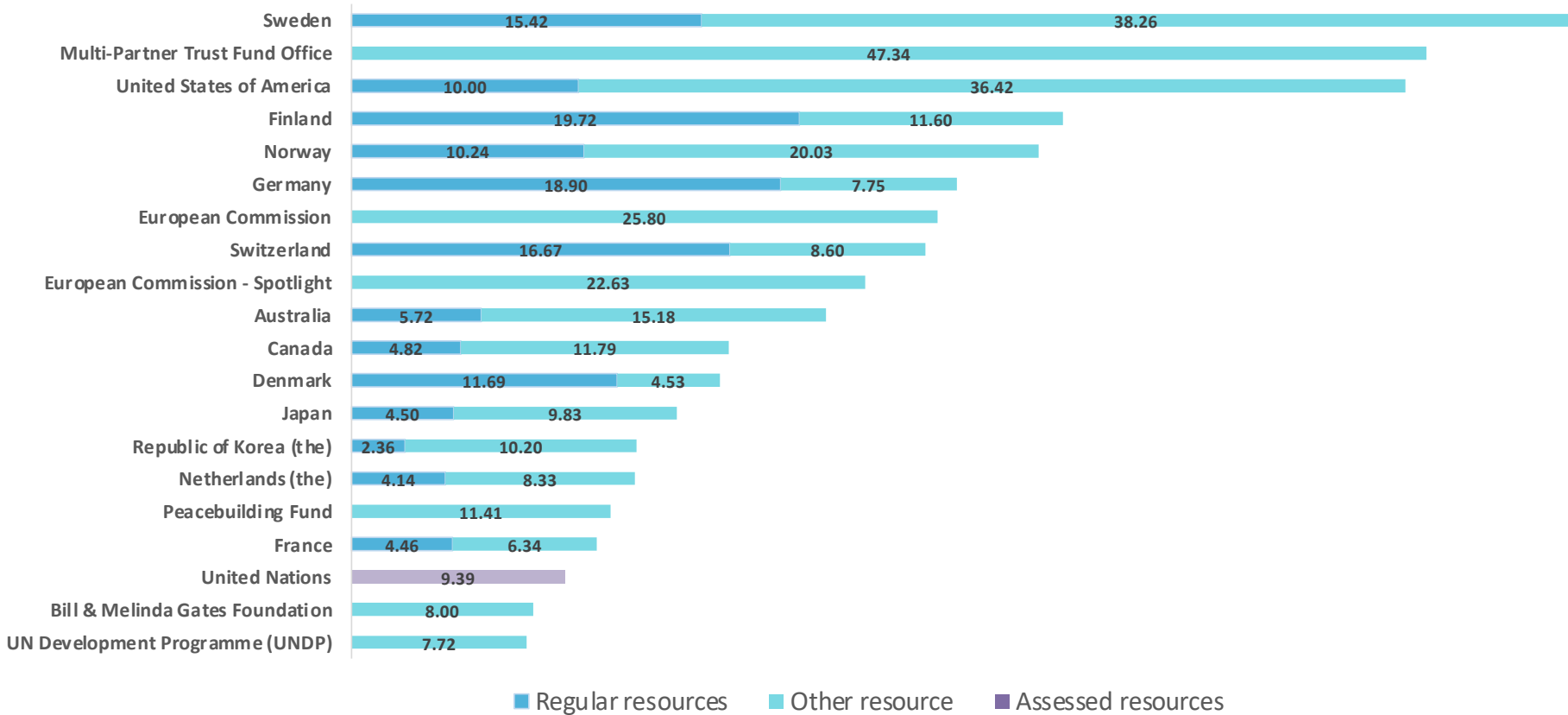


**Member States**

- Stalled/slow progress
- In progress
- Full/rapid progress



# 2022 OVERALL TOP 20 FUNDING SOURCES

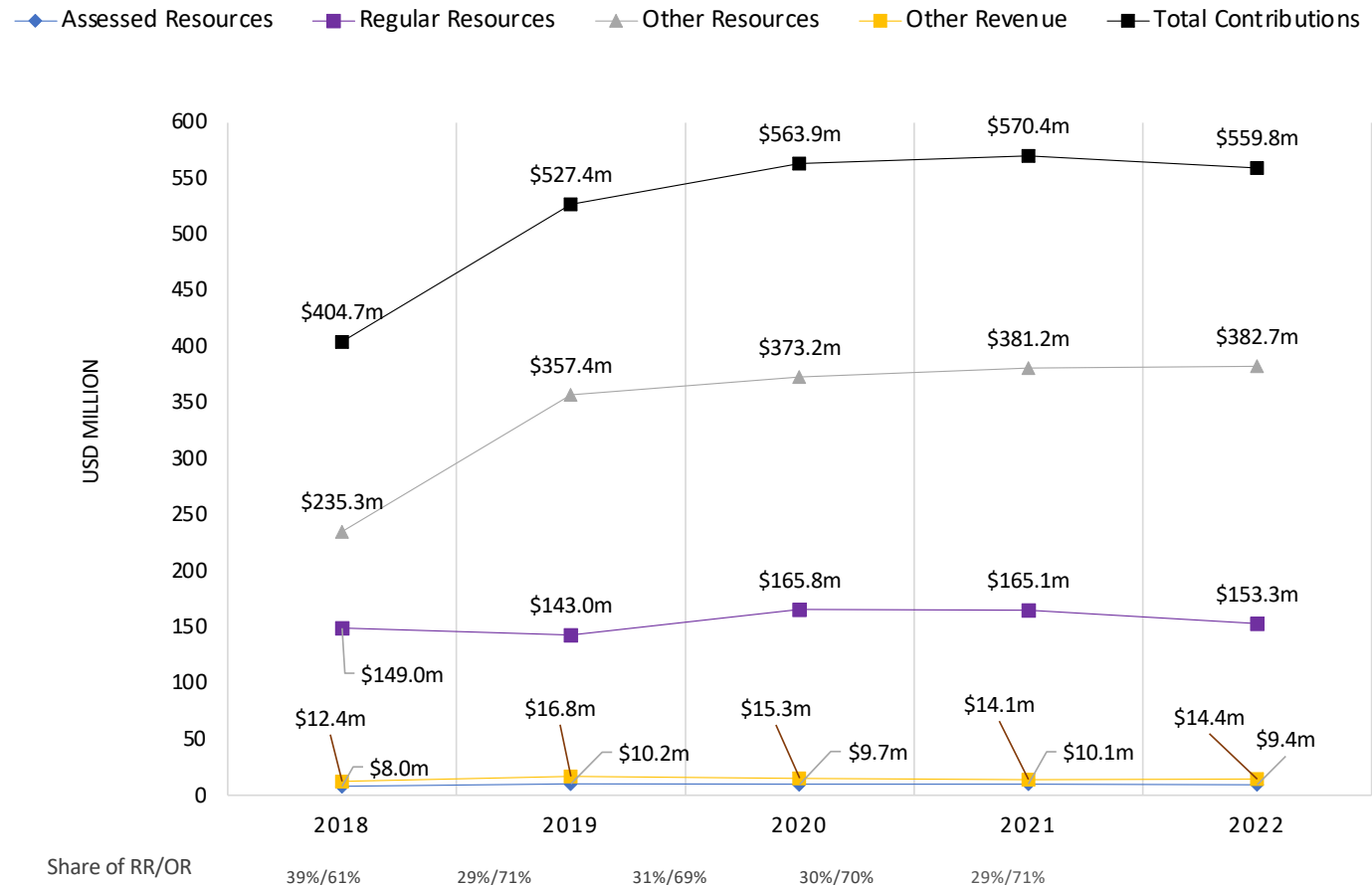


• The European Commission is a government member organization, total includes funding towards the Spotlight Initiative

# 2022 REVENUE

- Total revenue of **\$559.8 M**, down by 1.8% from 2021
- RR down by **7%**, impacted by FX losses and a late year payment; OR up slightly by **0.4%** over 2021
- **40% of RR** and **65% of OR** in multi-year commitments, up from 26% and 52% respectively in 2021
- Average agreement value down to **\$1.8 M for RR** and up to **\$1.25 M for OR** (versus \$1.9 M and \$1.2 M respectively in 2021)

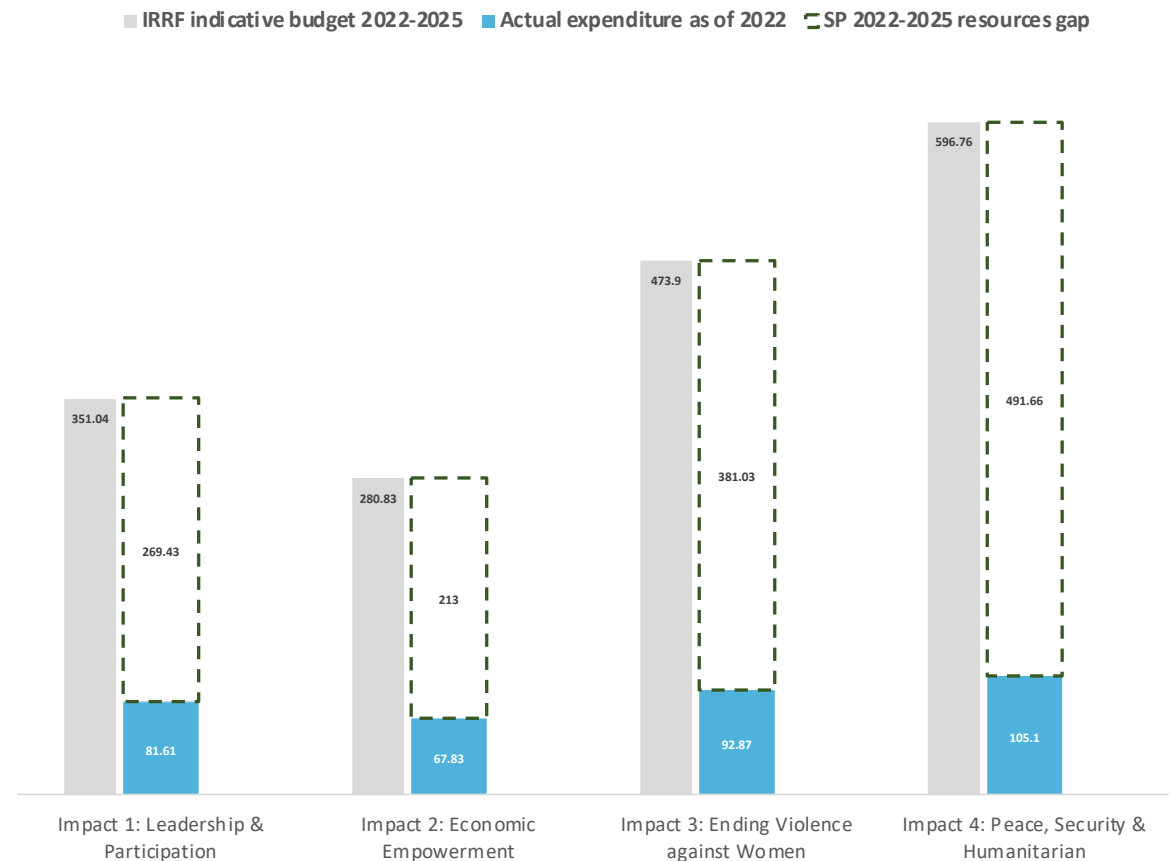
Revenue by type, 2018-2022



# 2022 EXPENDITURE

- Total programme expenditure reached a record **\$441.3 M** or **82%** of all expenditure (\$431.8 M in 2021).
- Country and regional programme expenditure reached a record high of **\$341 M**, 77% of total programme expenditure (\$337 M in 2021).
- A \$1.35 billion resource gap remains to be mobilized from 2023 to 2025.
- Highest expenditure levels on SP **Impact 4** (WPS, HA) followed by SP **Impact 3** (EVAW), reaching 18% and 20% of the 4Y target.
- Expenditure on SP Impacts 1 and 2 on track reaching 23% of 4Y indicative budget.

2022 expenditure against IRRF planned 4Y budget



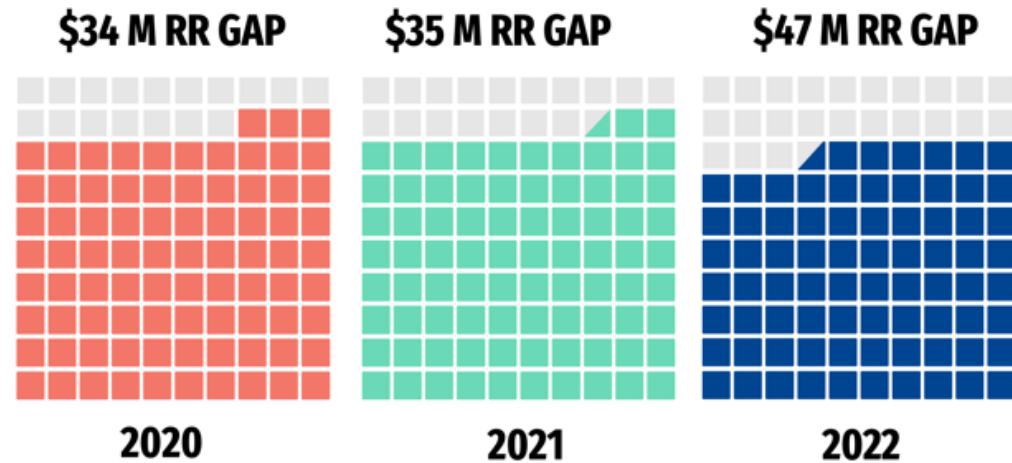


## FUNDING GAPS 2022

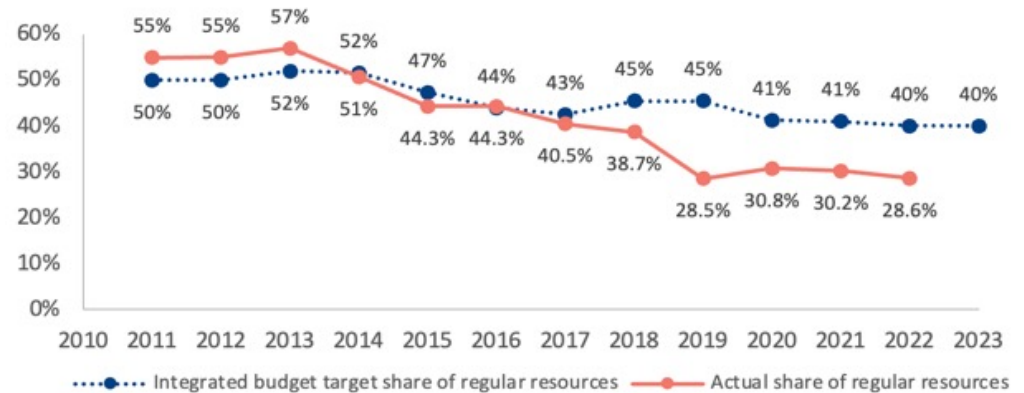
# FUNDING GAPS IN 2022

- 2022 RR funding gap grew to \$46.7 M (\$34.9 M in 2021)
- No OR funding gap in 2022; OR funding gap closed in 2019
- RR to OR ratio declined in 2022 to 28.6% (30.2% in 2021); was 55% at inception in 2011

RR funding gap against IB 200M target, 2020-2022



Actual RR vs. target RR proportion, 2011-2023



# PARTNERS PRIORITIZE RR BECAUSE:

## GEWE Expertise

Gives partners at all levels access to on demand cutting-edge, technical GEWE expertise that puts women at the centre of development solutions connected to grassroots women's leadership and movements.

## Capacity & Presence

Supports infrastructure, systems and processes required to be an efficient and effective organization with a global presence.

## Triple Mandate Impact

Taps into the powerful complementarity of a combined normative, coordination and operational mandate, enabling critical roles of upholder, advocate, influencer, convenor and system-wide coordinator.

## Political Leadership

Enables senior leaders to drive strategic direction and priorities, build consensus, persuade diverse stakeholders in complex environments; and coordinate GEWE across the UNDS.

## Catalytic Programming

Funds analysis, research and piloting of innovative approaches; builds partnerships; and identifies best practices that can be scaled up through proof of concept to leverage other resources.

## Emergency Response

Support flexible, agile and responsive organization empowered to be a voice for women within system-wide responses to crises.



# HOW RR SUPPORTED A GENDER-BASED EMERGENCY RESPONSE

## UKRAINE CRISES RESPONSE

For every **\$1** in regular resource expenditure in Ukraine, UN Women leveraged an additional **\$12** in other resources in 2022 to address the gendered dynamics in the humanitarian crisis resulting from the war.



### NORMATIVE

Women's needs integrated in the revised **National Action Plan on UNSCR 1325 on Women, Peace and Security** and the **National Strategy on Decreasing the Gender Pay Gap**

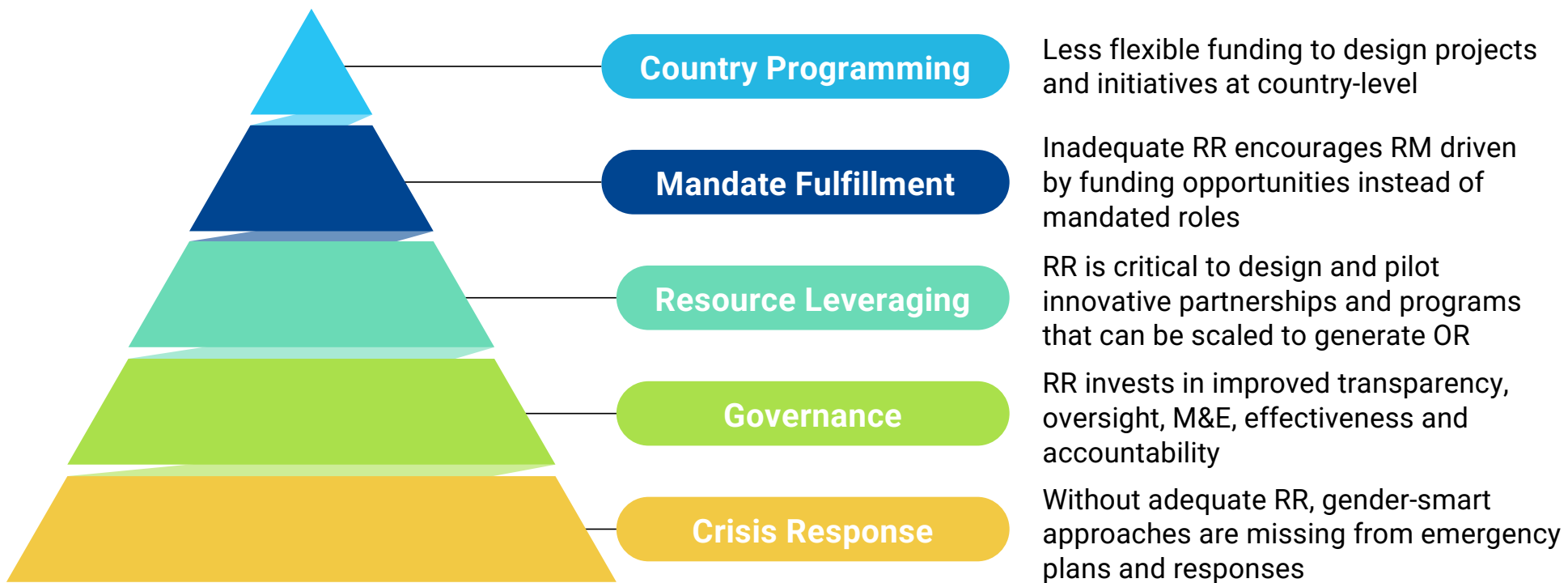
### COORDINATION

Gender priorities integrated in the **UN Flash appeal** and Ukraine's **National Recovery Plan**

### OPERATIONAL

**37,400+** women and girls received humanitarian support, including survivors of sexual and gender-based violence

# IMPACT OF RR FUNDING GAPS

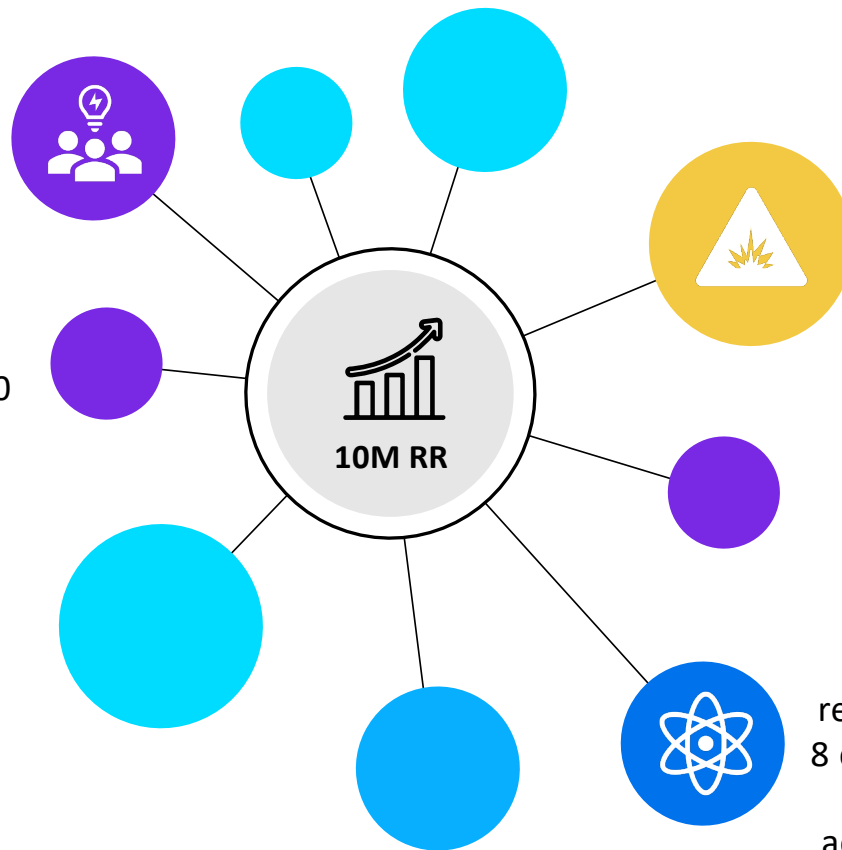




# WHAT DOES A 10M RR FUNDING GAP MEAN FOR WOMEN?

## GEWE EXPERTISE

**\$10M in RR** could make UN Women specialized GEWE expertise more available in 30 countries to strengthen local capacities on gender-responsive tax systems, including evaluating gender equality results from budget implementation.



## EMERGENCY RESPONSE

**\$10M in RR** would allow UN Women to flexibly and quickly direct immediate support to women's rights groups on the ground in emerging and protracted crises settings to provide humanitarian support and engage in WPS efforts.

## CATALYTIC PROGRAMMING

**\$10M in RR** could make catalytic investments on integrating trafficking responses into ongoing EAW efforts in up to 8 countries across 3 regions or on multisector interventions to advance women's equal access to goods, services and resources in 10 countries.



# FINANCING PRIORITIES

# REGULAR RESOURCES

Regular (unrestricted) resources represent the the best prospect UN entities to do more with less, be effective and efficient, and achieve results together.

151

MILLION IN RR RECEIVED FROM MEMBER STATES

76

GOVERNMENTS CONTRIBUTED RR TO UN WOMEN

15

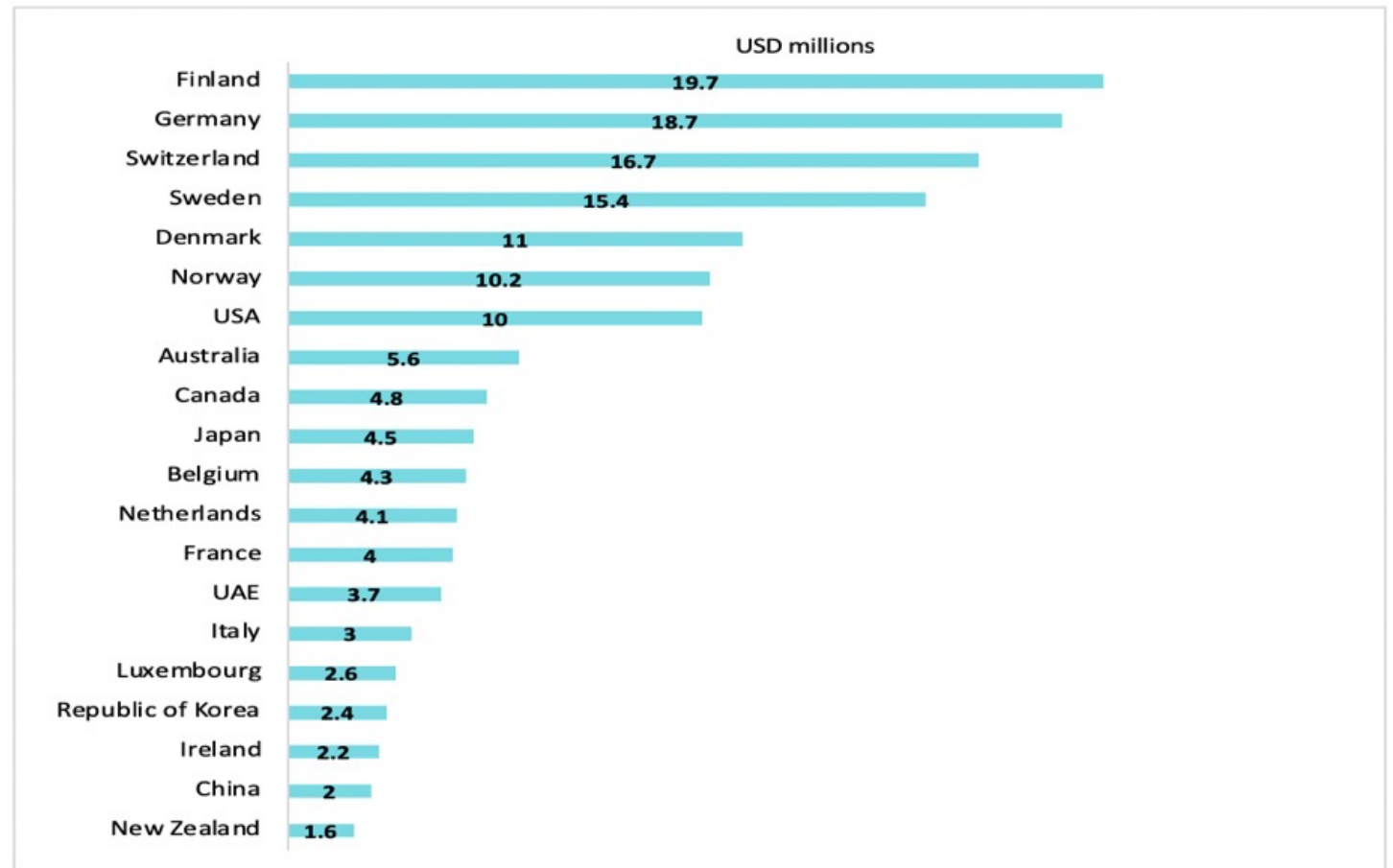
GOVERNMENTS PROVIDED MULTI-YEAR RR COMMITMENTS IN 2022

10

MEMBER STATES INCREASED RR CONTRIBUTIONS IN 2022

# 2022 RR FUNDING PARTNERSHIPS

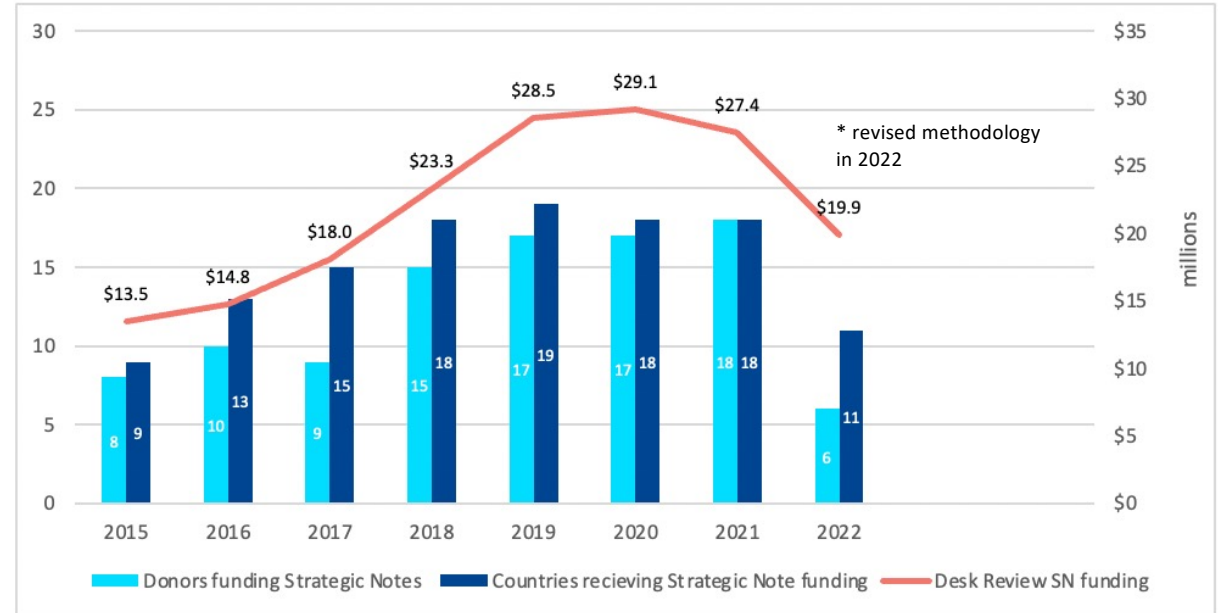
Top 20 RR Partners, 2022



# STRATEGIC NOTES

- Despite an **increasing trend in the long-term**, SN vehicle is **underutilized** (\*decline in 2022 attributed to revised methodological approach that will be refined during remaining period of the SP)
- Like CPDs, SNs are UN Women's **preferred OR funding vehicle** that aligns with UNSDCF and national priorities and promotes coherence
- SN funding is *earmarked* but **reduces transaction costs** related to programme development and management

Strategic Note funding 2015-2022

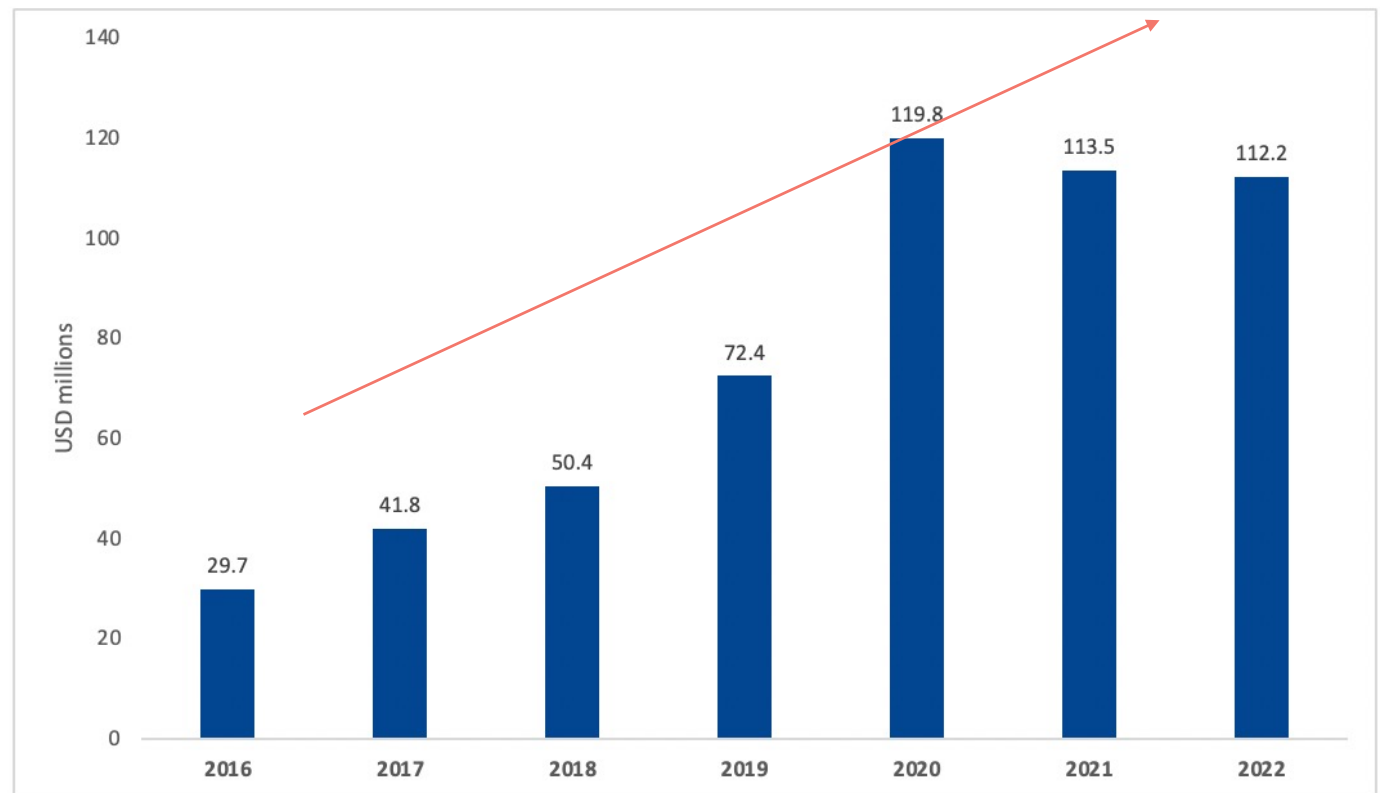


\*Source: manual Donor Agreement Management System (DAMS) key word search, total agreement value annualized 2015-2021; DAMS tagging 2022 Desk Review per SP\_O\_5A

# INTERAGENCY POOLED FUNDING

- UN pooled funding grew by over **270%** between 2016-2022
- **29%** of total OR contribution revenue was received as pooled funds
- **25.5%** of total programme expenditure on joint programmes, surpassing Funding Compact 15% target

Pooled funding 2016-2022



# RR THROUGH INDIVIDUAL GIVING

Individual giving requires **front end investments:**

- National Committees raised **\$35.5M** from 2017-2022, with **\$13.5M** in RR, **\$10.5M** of which from IG.
- National Committee appeals raised over **\$2.4M** for Ukraine, **\$650K** for Afghanistan, and **\$230K** for the recent Turkiye-Syria earthquake and Pakistan floods.

**\$10,513,447**



Over \$10 million in regular resources raised through individual giving since 2017.

	Investment	ROI Y1	ROI Y3
2019 Iceland Fundraising TV Show	\$200K	0.50	2.91
2019 Sweden Digital/Telemarketing	\$39.3K	0.87	1.50
2020 Netherlands Telemarketing	\$25.4	0.87	2.65*
2021 Germany Facebook Messenger	\$30K	0.40	2.80*
2021 Iceland Face to Face Fundraising	\$75K	0.97	2.48*
2021 Finland Telemarketing	\$103K	0.40	2.77*

\* estimated Y3 ROI

# NATIONAL COMMITTEES & INDIVIDUAL GIVERS 2022



**17,428**

# monthly individual  
givers in 2022



**\$7.3 million**

contributions from National  
Committees in 2022



**13**

# of UN Women  
National Committees



**\$2 million**

received as regular resources  
in 2022





**THANK YOU**